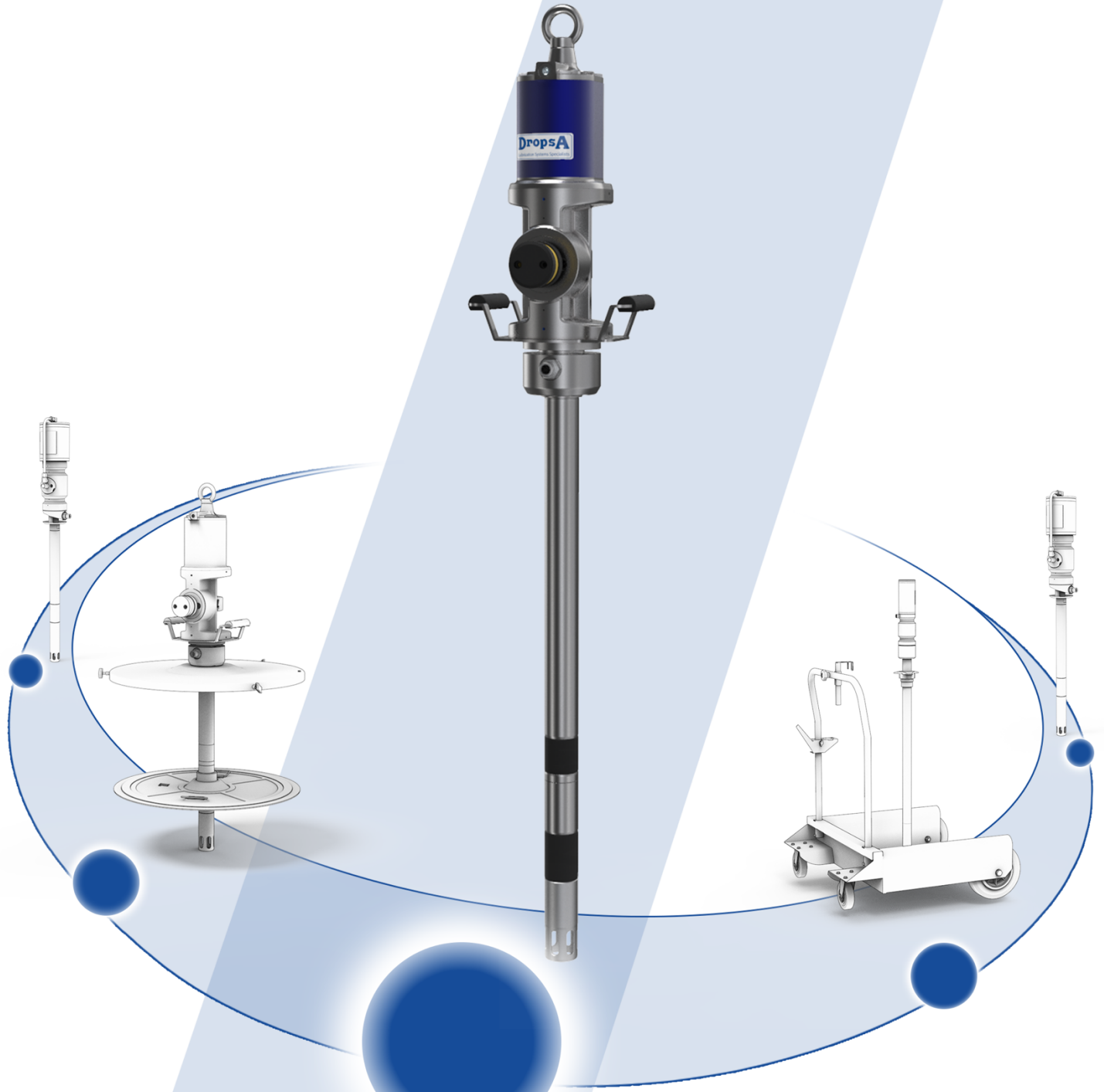


# DropsA

Lubrication Systems Specialists

IPG RANGE INDUSTRIAL GREASE PUMPS FOR GREASE AND VISCOUS MATERIALS 20-75



BARRELPUMP.IR

[dropsa.com](http://dropsa.com)

**FEATURES**

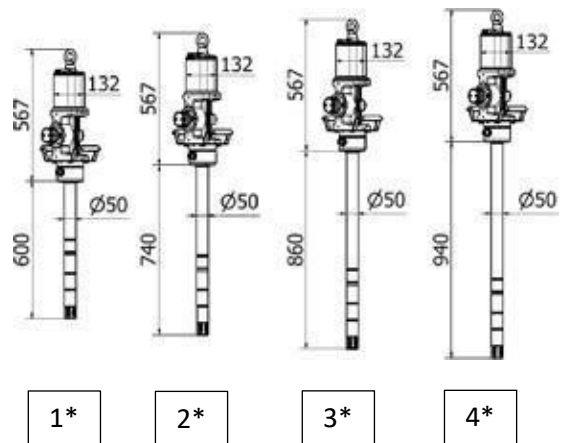
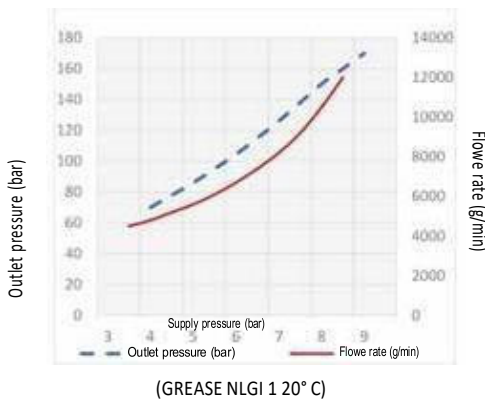
- Air-operated grease pump R = 20:1
- Standard drums:
  - 18-30 kg and tanks (shank length 600 mm)
  - 50-60 kg (shank length 740 mm)
  - For tanks (shank length 860 mm)
  - 180-220 kg (shank length 940 mm)
- Polyurethane seals
- For high viscosity grease and oils

**IPG INDUSTRIAL GREASE PUMPS  
R = 20:1 DELIVERY = 12000 g/min**

Suitable for high pressure transfer of high viscosity grease (maximum NLGI 3) over short and long distances. The double effect grants the supply of a constant and continuous flow.

Suitable for central distribution plants with multiple distribution points. The operating pressure of the pumps may vary between a minimum of 3 bar and a maximum of 8 bar.

To optimize the efficiency and the life in time of our air-operated pumps, DropsA recommends using filtered and lubricated air.



GENERAL TECHNICAL FEATURES					
Part Number		0400701 (1*)	0400702 (2*)	0400703 (3*)	0400704 (4*)
Compression ratio		20:1	20:1	20:1	20:1
Max air pressure	bar	8	8	8	8
Max outlet pressure	bar	160	160	160	160
Air consumption @8 bar	m <sup>3</sup> /min	1,75	1,75	1,75	1,75
Air inlet connection	BSP	F 1/2" G	F 1/2" G	F 1/2" G	F 1/2" G
Grease outlet connection	BSP	F 1/2" G	F 1/2" G	F 1/2" G	F 1/2" G
Grease delivery capacity @bar 8	g/min	12000	12000	12000	12000
Noise	dB	80	80	80	80
Shank diameter	mm	50	50	50	50
Shank length	mm	600	740	860	940
For drums with capacity of	kg	18-30	50-60	TANK	180-220

**FEATURES**

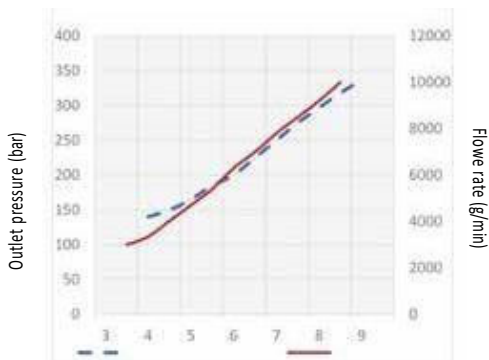
- Air-operated grease pump R = 40:1
- Standard drums:
  - 18-30 kg and tanks (shank length 600 mm)
  - 50-60 kg (shank length 740 mm)
  - For tanks (shank length 860 mm)
  - 180-220 kg (shank length 940 mm)
- Polyurethane seals
- For high viscosity grease and oils

**IPG INDUSTRIAL GREASE PUMPS  
R = 40:1 DELIVERY = 10000 g/min**

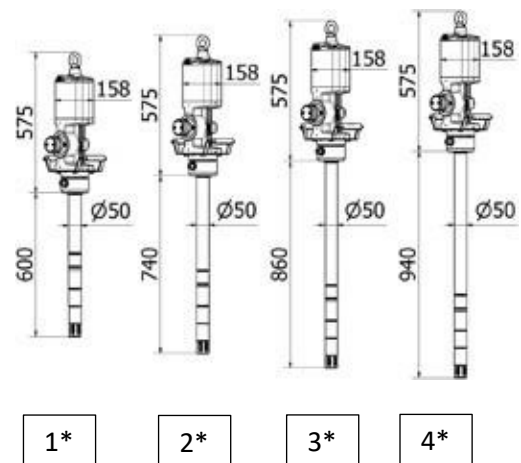
Suitable for high pressure transfer of high viscosity grease (maximum NLGI 3) over short and long distances.

The double effect grants the supply of a constant and continuous flow. They are suitable for central distribution plants with multiple distribution points. The operating pressure of the pumps may vary between a minimum of 3 bar and a maximum of 8 bar.

To optimize the efficiency and the life in time of our air-operated pumps, DropsA recommends using filtered and lubricated air.



(GREASE NLGI 1 20° C)



GENERAL TECHNICAL FEATURES					
Part Number		0400708 (1*)	0400709 (2*)	0400710 (3*)	0400711 (4*)
Compression ratio		40:1	40:1	40:1	40:1
Max air pressure	bar	8	8	8	8
Max outlet pressure	bar	320	320	320	320
Air consumption @8 bar	m <sup>3</sup> /min	2,90	2,90	2,90	2,90
Air inlet connection	BSP	F 1/2"G	F 1/2"G	F 1/2"G	F 1/2"G
Grease outlet connection	BSP	F 1/2"G	F 1/2"G	F 1/2"G	F 1/2"G
Grease delivery capacity @8 bar	g/min	10000	10000	10000	10000
Noise	dB	80	80	80	80
Shank diameter	mm	50	50	50	50
Shank length	mm	600	740	860	940
For drums with capacity of	kg	18-30	50-60	TANK	180-220



**FEATURES**

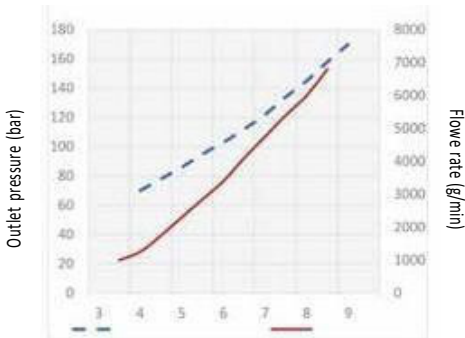
- Air-operated grease pump R = 50:1
- Standard drums:
  - 18-30 kg and tanks (shank length 500 mm)
  - 50-60 kg (shank length 740 mm)
  - 180-220 kg (shank length 940 mm)
- Polyurethane seals
- For high viscosity grease and oils

**IPG INDUSTRIAL GREASE PUMPS  
R = 50:1 DELIVERY = 6800 g/min**

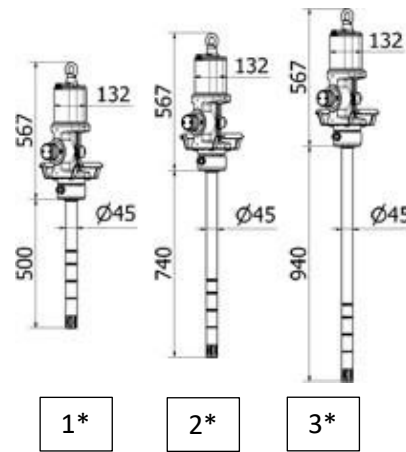
Suitable for high pressure transfer of high viscosity grease (maximum NLGI 3) over short and long distances.

The double effect grants the supply of a constant and continuous flow. They are suitable for central distribution plants with multiple distribution points. The operating pressure of the pumps may vary between a minimum of 3 bar and a maximum of 8 bar.

To optimize the efficiency and the life in time of our air-operated pumps, DropsA recommends to use filtered and lubricated air.



(GREASE NLGI 1 20° C)



GENERAL TECHNICAL FEATURES				
Part Number		0400706 (1*)	0400707 (2*)	0234845 (3*)
Compression ratio		50:1	50:1	50:1
Max air pressure	bar	8	8	8
Max outlet pressure	bar	400	400	400
Air consumption @8 bar	m <sup>3</sup> /min	1,75	1,75	1,75
Air inlet connection	BSP	F 1/2" G	F 1/2" G	F 1/2" G
Grease outlet connection	BSP	F 1/2" G	F 1/2" G	F 1/2" G
Grease delivery capacity @bar 8	g/min	6800	6800	6800
Noise	dB	80	80	80
Shank diameter	mm	45	45	45
Shank length	mm	500	740	940
For drums with capacity of	kg	18-30	50-60	180-220

**FEATURES**

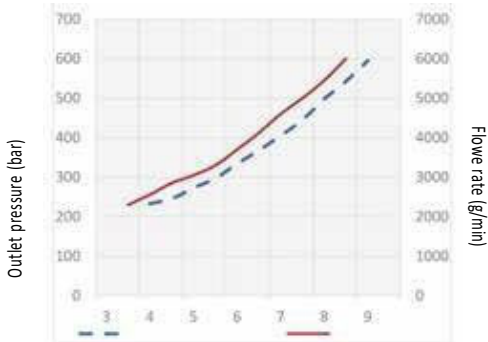
- Air-operated grease pump R = 70:1
- Standard drums:
  - 18-30 kg and tanks (shank length 500 mm)
  - 50-60 kg (shank length 740 mm)
  - 180-220 kg (shank length 940 mm)
- Polyurethane seals
- For high viscosity grease and oils

**IPG INDUSTRIAL GREASE PUMPS  
R = 70:1 DELIVERY = 6000 g/min**

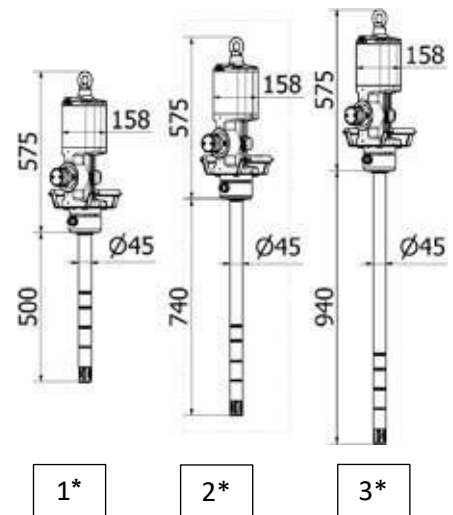
Suitable for high pressure transfer of high viscosity grease (maximum NLGI 3) over short and long distances. The double effect grants the supply of a constant and continuous flow.

Suitable for central distribution plants with multiple distribution points. The operating pressure of the pumps may vary between a minimum of 3 bar and a maximum of 8 bar.

To optimize the efficiency and the life in time of our air-operated pumps, DropsA recommends to use filtered and lubricated air.



(GREASE NLGI 1 20° C)



GENERAL TECHNICAL FEATURES				
Part Number		0400713 (1*)	0400714 (2*)	0400715 (3*)
Compression ratio		70:1	70:1	70:1
Max air pressure	bar	8	8	8
Max outlet pressure	bar	560	560	560
Air consumption @8 bar	m <sup>3</sup> /min	2,90	2,90	2,90
Air inlet connection	BSP	F 1/2" G	F 1/2" G	F 1/2" G
Grease outlet connection	BSP	F 1/2" G	F 1/2" G	F 1/2" G
Grease delivery capacity @bar 8	g/min	6000	6000	6000
Noise	dB	80	80	80
Shank diameter	mm	45	45	45
Shank length	mm	500	740	940
For drums with capacity of	kg	TANK	50-60	180-220

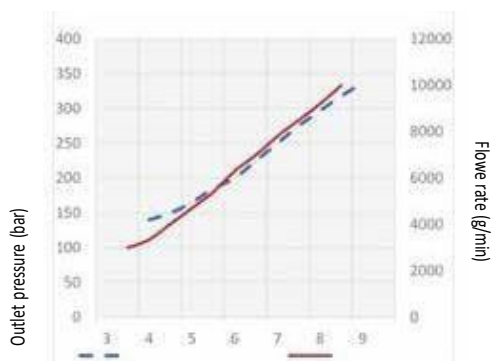
**FEATURES**

- Air-operated grease pump R = 75:1
- Standard drums:
  - 18-30 kg and tanks (shank length 600 mm)
  - 50-60 kg (shank length 740 mm)
  - For tanks (length 860 mm)
  - 180-220 kg (shank length 940 mm)
- Polyurethane seals
- For high viscosity grease and oils

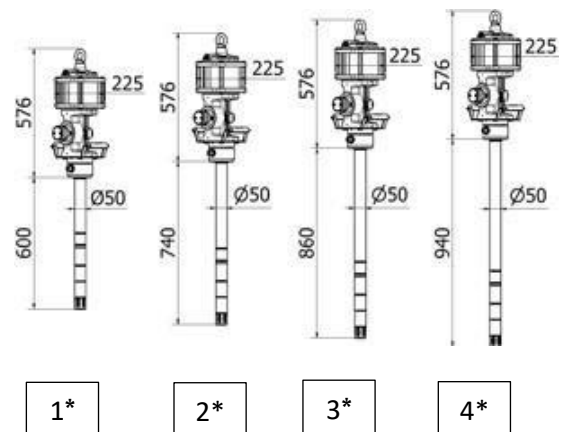
**IPG INDUSTRIAL GREASE PUMPS  
R = 75:1 DELIVERY = 8000 g/min**

Suitable for high pressure transfer of high viscosity grease (maximum NLGI 3) over short and long distances. The double effect grants the supply of a constant and continuous flow. They are suitable for central distribution plants with multiple distribution points.

The operating pressure of the pumps may vary between a minimum of 3 bar and a maximum of 8 bar. To optimize the efficiency and the life in time of our air-operated pumps, DropsA recommends using filtered and lubricated air.



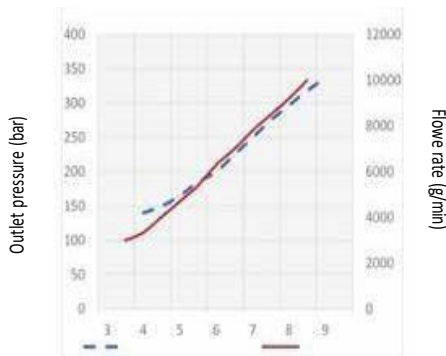
(GREASE NLGI 120° C)



GENERAL TECHNICAL FEATURES					
Part Number		0400716 (1*)	0400717 (2*)	0400718 (3*)	0400719 (4*)
Compression ratio		75:1	75:1	75:1	75:1
Max air pressure	bar	8	8	8	8
Max air outlet	bar	600	600	600	600
Air consumption @8 bar	m <sup>3</sup> /min	2,90	2,90	2,90	2,90
Air inlet connection	BSP	F 1/2"G	F 1/2"G	F 1/2"G	F 1/2"G
Grease outlet connection	BSP	F 1/2"G	F 1/2"G	F 1/2"G	F 1/2"G
Grease delivery capacity @8 bar	g/min	8000	8000	8000	8000
Noise	dB	80	80	80	80
Shank diameter	mm	50	50	50	50
Shank length	mm	600	740	860	940
For drums with capacity of kg	kg	18-30	50-60	TANK	180-220

**FEATURES**

- Air-operated grease pump  
R = 20:1 – R = 75:1
- Standard drums:
  - R = 20:1 180-220 kg (shank length 600 mm)
  - R = 50:1 180-220 kg (shank length 500 mm)
  - R = 40:1 180-220 kg (shank length 600 mm)
  - R = 70:1 180-220 kg (shank length 500 mm)
  - R = 75:1 180-220 kg (shank length 600 mm)
- Polyurethane seals
- For high viscosity grease and oils



(GREASE NLGI 1 20° C)

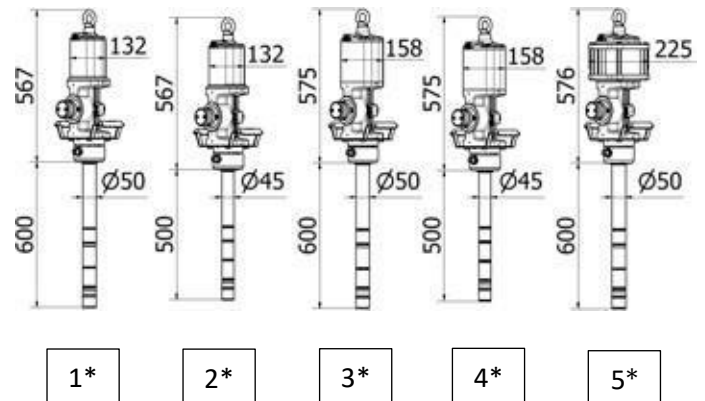
**IPG INDUSTRIAL GREASE PUMPS**

**R = 20:1 – R = 75:1**

Suitable for high pressure transfer of high viscosity grease (maximum NLGI 3) over short and long distances. The double effect grants the supply of a constant and continuous flow.

Suitable for central distribution plants with multiple distribution points. The operating pressure of the pumps may vary between a minimum of 3 bar and a maximum of 8 bar.

To optimize the efficiency and the life in time of our air- operated pumps, DropsA recommends to use filtered and lubricated air.



GENERAL TECHNICAL FEATURES						
Part Number		0400705 (1*)	0234846 (2*)	0400712 (3*)	0234847 (4*)	0400720 (5*)
Compression ratio		20:1	50:1	40:1	70:1	75:1
Max air pressure	bar	8	8	8	8	8
Max outlet pressure	bar	160	400	320	560	600
Air consumption @bar 8	m <sup>3</sup> /min	1,75	1,75	2,90	2,90	4,30
Air inlet connection	BSP	F 1/2"G	F 1/2"G	F 1/2"G	F 1/2"G	F 1/2"G
Grease outlet connection	BSP	F 1/2"G	F 1/2"G	F 1/2"G	F 1/2"G	F 1/2"G
Grease delivery @bar 8	g/min	12000	6800	10000	6000	8000
Noise	dB	80	80	80	80	80
Shank diameter	mm	50	45	50	45	50
Shank length	mm	600	500	600	500	600
For drums with capacity of	kg	180-220	180-220	180-220	180-220	180-220

**LIDS FOR INDUSTRIAL PUMPS WITH SHANK Ø 45 mm**

Part Number	Ø Lid	For drums	Outside Ø
1527000	395 mm	30-50 Kg	340-395 mm
1527003	420 mm	50-60 Kg	370-420 mm
1527162	600 mm	180-220 Kg	550-600 mm


**LIDS FOR INDUSTRIAL PUMPS WITH SHANK Ø 50 mm**

Part Number	Ø Lid	For drums	Outside Ø
1527001	395 mm	30-50 Kg	340-395 mm
1527004	420 mm	50-60 Kg	370-420 mm
1527006	600 mm	180-220 Kg	550-600 mm

**LIDS FOR INDUSTRIAL PUMPS WITH SLEEVE 2" F**

Part Number	Ø Lid	For drums	Outside Ø
1527002	395 mm	30-50 Kg	340-395 mm
1527005	420 mm	50-60 Kg	370-420 mm
1527007	600 mm	180-220 Kg	550-600 mm

The lids are available in different diameters to fit drums from 50 to 220 kg. A handle provides an easy fit to the drum. It keeps the pump in vertical position in order to assure a perfect working.



**FOLLOWER PLATES FOR INDUSTRIAL PUMPS WITH SHANK Ø 45 mm**

Part Number	Ø Follower plates	For drums	Inside Ø
1527008	375 mm	30-50 kg	335-360 mm
1527010	400 mm	50-60 kg	360-400 mm
1527170	590 mm	180-220 kg	540-580 mm

**FOLLOWER PLATES FOR INDUSTRIAL PUMPS WITH SHANK Ø 50 mm**

Part Number	Ø Follower plates	For drums	Inside Ø
1527009	375 mm	30-50 kg	335-360 mm
1527011	400 mm	50-60 kg	360-400 mm
1527012	590 mm	180-220 kg	540-580 mm



It is advisable to use always the follower plate, it is very important when the temperature is low and when high viscosity grease is used. Because of the depression created by the pump, the plate is attracted towards the bottom of the drum by atmospheric pressure. It pushes the grease into the pump and avoids air cavities. It also removes the grease remaining on the walls, down to the bottom of the drums.

BARRELPUMP.IR



**LIDS FOR INDUSTRIAL PUMPS WITH SHANK Ø 30 mm**

They are supplied with 2 tie-rods with handles to fix the drums on vehicles

Part Number	Ø Lid	For drums	Outside Ø
1527013	395 mm	30-50 Kg	340-395 mm
1527017	420 mm	50-60 Kg	370-420 mm
1527021	600 mm	180-220 Kg	550-600 mm

**LIDS FOR INDUSTRIAL PUMPS WITH SHANK Ø 45 mm**

Part Number	Ø Lid	For drums	Outside Ø
1527014	395 mm	30-50 Kg	340-395 mm
1527018	420 mm	50-60 Kg	370-420 mm
1527022	600 mm	180-220 Kg	550-600 mm

**LIDS FOR INDUSTRIAL PUMPS WITH SHANK Ø 50 mm**


Part Number	Ø Lid	For drums	Outside Ø
1527015	395 mm	30-50 Kg	340-395 mm
1527019	420 mm	50-60 Kg	370-420 mm
1527023	600 mm	180-220 Kg	550-600 mm

**LIDS FOR INDUSTRIAL PUMPS WITH SLEEVE 2" F**

Part Number	Ø Lid	For drums	Outside Ø
1527016	395 mm	30-50 Kg	340-395 mm
1527020	420 mm	50-60 Kg	370-420 mm
1527024	600 mm	180-220 Kg	550-600 mm

They are suitable for the application of the threaded ring for the pumps.

The lids are available in different dimensions for drums from 50 to 220 kg. They are provided complete of 2 tie-rods with handles and handles to fix the drums on the loading bed of the vehicles.



C2317PE WK 30/23

DropsA products can be purchased at DropsA branches and authorised distributors. Go to [www.dropsa.com/contact](http://www.dropsa.com/contact) or write to [sales@dropsa.com](mailto:sales@dropsa.com)

Distributor info: